



# Ampelius User Guide

© Ampelius Trading Limited 2017

# About Ampelius

Ampelius is a secure environment to trade industrial parts, components & equipment.





# Contents

This guide shows the steps to follow when using Ampelius. Click on an image below to find out more.



**Set up my  
account**



**Manage my  
orders**



**I want to buy**



**I want to sell**

# Set up my account

To set up an account for your company you first need to complete a registration process. The first user automatically become the '**Company Administrator**' for that account. Click an image below for a guide to each step.

If your company is not already a member, you will need to register. Click the image for our guide.



If you want to add more colleagues to your company account click the image.



If you want to change who you can trade with, click the image.




If you want to change your personal or company contact information click the image.

**REGISTER NOW**

# Register

Registration helps us manage access to the members area. The steps below show you how to register your company and start trading.

- 1** Go to [www.ampeliustrading.com/register](http://www.ampeliustrading.com/register) and fill in each field.




You will need your personal contact information and company details to proceed to the next step.

- 2** Click this button when you are done.

Next Step

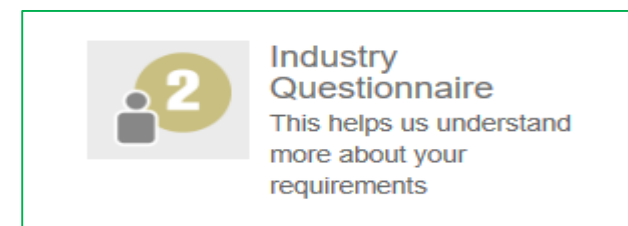
- 3** Review and download our on-line Terms of Business.



- 4** Click this button to agree.

Agree

- 5** Then fill in our short questionnaire.



Click this button and we will start to verify your access.

Next Step

- 6** An account activation email will be sent to you. Follow the instructions on the email.
- 7** When our company verification process is complete you can login.

[- Contents menu](#)

[- Set up your account menu](#)

If you get stuck at any point send a note of the issue to [brokerage@ampeliustrading.com](mailto:brokerage@ampeliustrading.com)



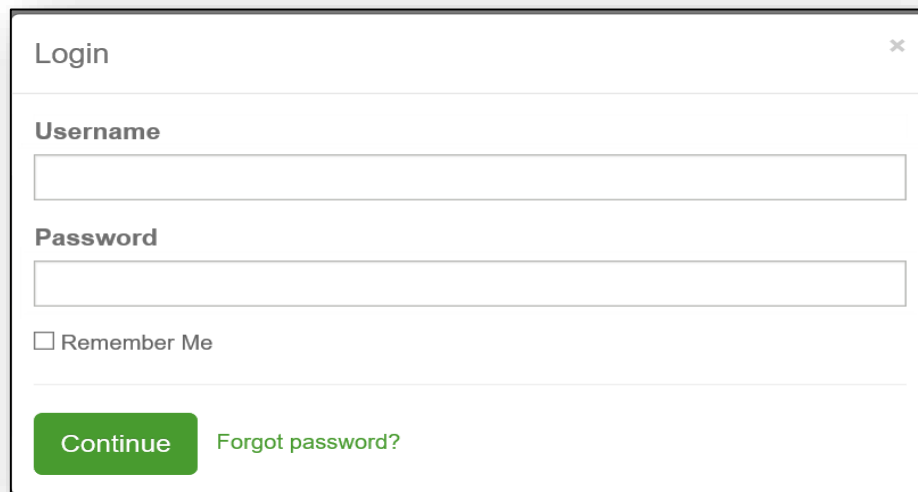
# Login

You need to login with your unique username and password to access your account and the market.

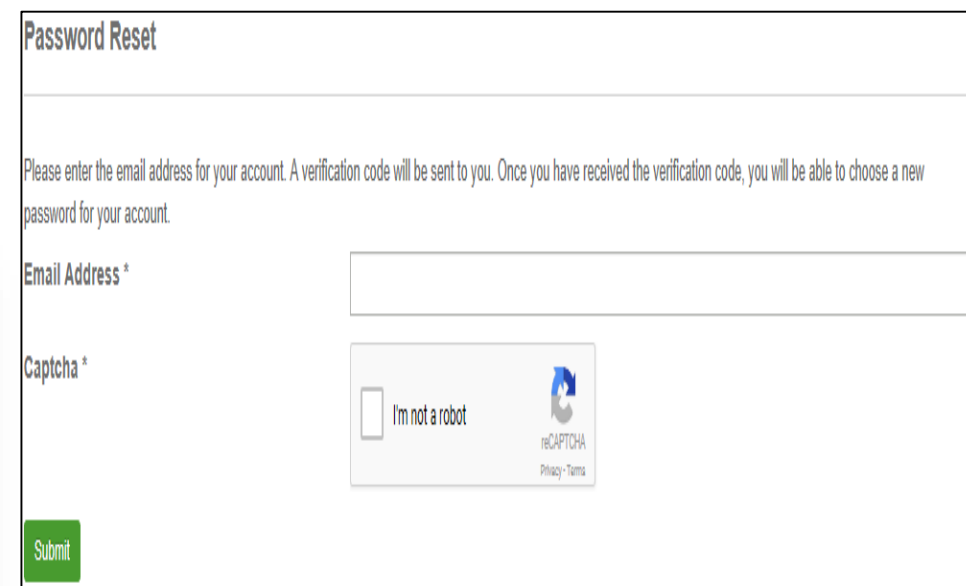
- 1 Go to [www.ampeliustrading.com](http://www.ampeliustrading.com) and click on this button at the top right of the screen.



- 2 Enter your Username and Password, then click '**Continue**'.

A login form titled 'Login' with a close button (X) in the top right corner. It contains two input fields: 'Username' and 'Password'. Below the password field is a checkbox labeled 'Remember Me'. At the bottom, there is a green 'Continue' button and a link that says 'Forgot password?'.

- 3 If you have forgotten your password click on '**Forgot password?**' and follow the instructions.

A 'Password Reset' form. It contains a text box for 'Email Address \*' and a 'Captcha \*' section with a reCAPTCHA widget. At the bottom left is a green 'Submit' button.

- 4 If you have forgotten you Username, send an email to [brokerage@ampeliustrading.com](mailto:brokerage@ampeliustrading.com)

[- Contents menu](#)

[- Set up your account menu](#)


# Add a colleague

To add other colleagues to your company account follow the instructions below.

- 1** Use the 3-bar menu icon on the tool bar to select **'Subscribers'**.

All Orders  
Your Orders  
Company Orders  
Matching Orders  
Transactions  
**Subscribers**  
Prohibited Companies  
My Details

- 2** The **'Company User Accounts'** page is then shown.



- 3** To add another user, click on the **'Add Subscriber'** button.



- 5** When complete click on this button.



- 4** Fill in the contact details of the new user. You can also send them a document or personal message.

Add Subscriber Account	
User Details	Organisation Details
Name *	Mycolleague
Company Name *	The Company
Username *	Mycolleaguename
Street *	Company Street
Email *	Mycolleague@thecompa
City *	Company City
Password *	***** Good
State/Region *	Company State
Role *	Senior Maintenance Engineer
Postal/Zip Code *	Company Postal/Zip Code
Phone *	Direct number - 001
Country *	Company Country
Message for User	I have added you to our Ampellus account
Contact Email *	admin@admin.com
Supporting Documents	Upload Documents
Contact Phone *	Your company number
Website	www.yourcompanywebsite.com
Company Ampellus Policy.docx	
Delete	

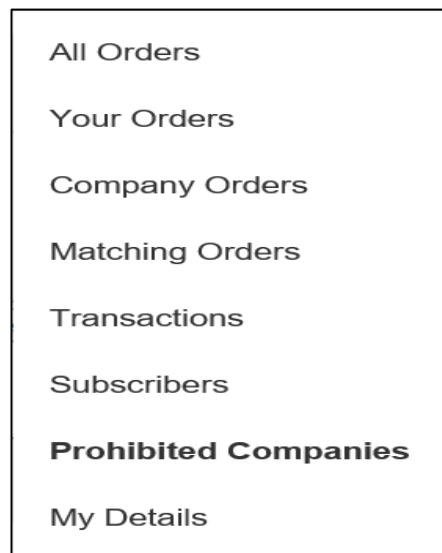
[- Contents menu](#)

[- Set up your account menu](#)

# Create a group

You can choose who your company trades or shares with. The instruction below show you how to add companies to your list of '**Prohibited Companies**'.

- 1** Use the menu icon on the tool bar to select '**Prohibited Companies**'.



- 2** To add a company to the list just click on the box and select the company from the dropdown.



- 3** To remove a company click the 'X' next to their name.

- 4** To save your changes click on this button.



- 5** *Remember - when a company is on your list you cannot trade with them and they cannot trade with you!*

[- Contents menu](#)

[- Set up your account menu](#)

Ampelius can do this for you, just send a note of the companies you only want to trade with to [brokerage@ampeliustrading.com](mailto:brokerage@ampeliustrading.com)



# Change details

You can change your personal and company account details, i.e. your contact details, username and password etc. at any time.

- 1 Use the menu icon on the tool bar to select **'My Details'**.

All Orders  
Your Orders  
Company Orders  
Matching Orders  
Transactions  
Subscribers  
Prohibited Companies  
**My Details**

- 2 To make changes, overwrite the existing entries

User Details	Organisation Details
Individuals Name *	Company Name * The Company
Username *	Street * Company Street
Email *	City * Company City
Password .....	State/Region * Company State
Role *	Postal/Zip Code * Company Postal/Zip Code
Phone *	Country * Company Country
Invoicing Details	Contact Email * admin@admin.com

- 3 Then click this button to save.



[- Contents menu](#)

[- Set up your account menu](#)

# Manage my orders

You have access to your own account orders and those of your colleagues. The following section shows you how to find your account orders and how to make changes to orders.

You can view and process the orders in your account. Click this image for our guide.



**Company  
Orders**

You can view all orders in your company account. Click this image for a guide.



If you want to change the detail in an order click this image.



# Your orders

You can find, pull from or put into the market, edit or check the status of all the orders in your account.

- 1** Click on the menu icon and select '**Your Orders**' to view all orders in your account.

All Orders

**Your Orders**

Company Orders

Matching Orders

Transactions

Subscribers

Prohibited Companies

My Details

- [Contents menu](#)
- [Order management menu](#)

- 2** You can pull an order from the market by clicking on this button.

Put On Hold

- 3** You can put an order into the market by clicking on this button.

Set Live

- 4** You to make changes to an order by clicking on this button.

Edit

- 5** You can delete an order by clicking on this button.

Delete

- 6** Every order has a status. The table below shows what each status means.

Live	Your order can be viewed in the market.
Approved	Your order is currently pulled from the market.
Saved	This new order has not been submitted for review.
Pending	This new order has been submitted for review.
Under Offer	The order is part of an incomplete transaction.
Expired	The expiry date of the order has passed.
Completed	The order is part of a completed transaction.
Under Negotiation	A query has been raised against this order.



# Company orders

You can view your orders and those of your colleagues on the '**Company Orders**' page.

- 1 Click on the menu icon and select '**Company Orders**' to view all order in your company account.

All Orders

Your Orders

**Company Orders**

Matching Orders

Transactions

Subscribers

Prohibited Companies

My Details

- 2 If you are the '**Company Administrator**' you can put your colleagues orders into the market by clicking on this button.

Put On Hold

If you are the '**Company Administrator**' you can delete your colleagues orders by clicking on this button.

Delete

- 3 In both '**Your Orders**' and '**Company Orders**' you can view the detail of each order by clicking on the title URL link.

579f175b0e451 - Directional Control Valve, Swagelok P/N: SS-4CA-50

- 4 This opens the '**Order Details**' view of your order where you can view and respond to queries, match orders and edit details.

Conventional Relief Valve Complete



Order ID: 57265b2d22a0b  
Owner's Reference: YY02005583, 7200.

Equipment Class: Conventional Relief Valves  
Manufacturer: CROSBY  
Manufacturer P/N: 9511017A  
Model #: 900  
Dimensions: ID: 3/4" x OD: 1"  
Classifications: ID: CL600 x OD: CL300  
Product Type: Part  
Condition: Good  
Materials: SA216 WCB  
Price Per Unit: £59,999,999.00  
Unit of Measure: EA  
Stock Available: 1  
Short Description: Conventional Relief Valve, Crosby P/N: 9511017A  
More Technical Data


DELIVERY DETAILS	ADDITIONAL INFORMATION
	Description: CROSBY VALVE, VALVE PSV INLET 3/4" 600# RF OUTLET 1" 300# RF, CYLINDER MATERIAL: CS BASE & DISC INSERT MATERIAL: SS GUIDE MATERIAL: SS SPRING MATERIAL: 17-7PH SS Areas Of Interest: NEW PARTS Places of Business: UK Has The Part Been In Service? No Commission Allocation: Seller

- [Contents menu](#)
- [Order management menu](#)



# Change an order

When the edit button appears you can click on it to amend your order.

- 1**  The edit button appears in the **'Your Orders'** view and **'Company Orders'** (when the order is yours).

It also appears in the **'Order Details'** view. Just click on a price block with a bold red border.

- 2** In this view you can click edit to update the details of an order.

- 3** The **'Order Entry'** view shows all the attributes and documentation associated with your order.

- 4** When you make a change, send it to us to review by clicking this button.

- 5** Or, if you want to put it straight back into the market press Put on Hold followed by Set Live.

Buy Stack	Sell Stack
4,000	7,006,853

Back To Listings

DELETE PUT ON HOLD EDIT

 Order Entry

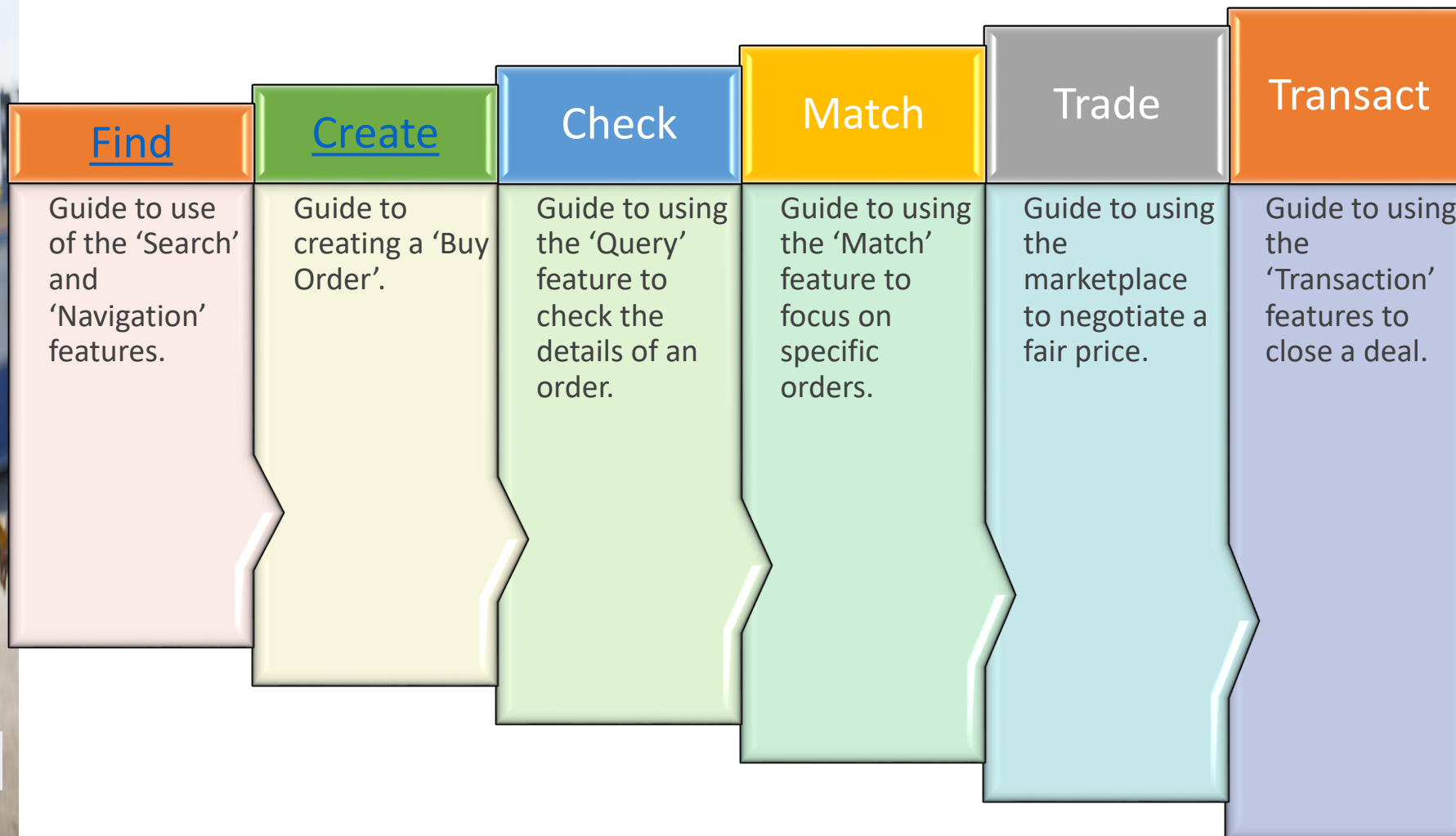
Send For Review

Put on Hold → SET LIVE

- [Contents menu](#)
- [Order management menu](#)

# I want to buy

Use this guide to take you through our buying process. Click on a section below to learn more.



# Find

Use this guide to help you find items. Click on each image to learn more....

Let us search for you.



Use our classifications.



Filter on attributes.

Use our search box.

Combined all four approaches to maximise the chance of finding what you want.

- [Contents menu](#)
- [I want to buy menu](#)

# Need A Hand?

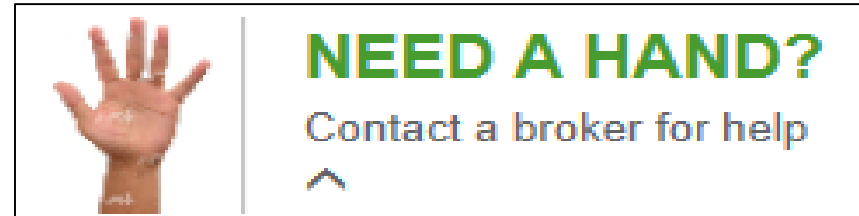
A quick way to source an item is to let us do the hunting for you.

- 1 Click on the '**Need A Hand?**' button on the main Dashboard.

We can help you with finding items, listing items, market intelligence, additional third party services and training. Set out your requirements below and we will be in touch:

Can you let me know how many 16" Ball Valve you have for sale. The body material must be stainless steel 316L.

Send



- 2 Enter the details of the item you want information about then click Send.
- 3 We will prepare a report for you detailing the number of items we have for sale related to your request.

- [Contents menu](#)
- [I want to buy menu](#)
- [Find menu](#)



# Use Navigator

Navigating through the product and specification menu choices can maximise the number of results.

- 1** **'Product'**  
Start by selecting from the list of Products.

PRODUCTS	
Accumulators	>
<b>Actuators</b>	>
Adaptors	>
Ancillary Equipment	>
Bearings	>
Bellows	>
Compressors	>
Drilling Equipment	>
Electrical, Automation & Cables	>
Electronic Components	>
Fasteners	>
Filtration Equipment	>

- 2** **'Equipment Type'**  
Then select the equipment type.

Specification:	
<b>ACTUATORS</b>	—
◦ actuator other	
◦ actuator repair kits	
◦ actuator seals	
◦ actuators	
◦ <u>hydraulic actuators</u>	
◦ pneumatic actuators	
◦ valve actuators	

- 3** **'Component'**  
Then select the component.

Specification:	
<b>ACTUATORS</b>	+
<b>HYDRAULIC ACTUATORS</b>	—
<input type="checkbox"/> hydraulic actuator	
<input type="checkbox"/> hydraulic actuator glass	
<input type="checkbox"/> hydraulic actuator positioner	
<input checked="" type="checkbox"/> rotary hydraulic spring return actuator	
<input type="checkbox"/> safety head	

- 4** To go back a step just click on the green section in the grapevine.

	<b>Dashboard</b> / <b>Actuators</b> / Hydraulic Actuators
---	---

- [Contents menu](#)
- [I want to buy menu](#)
- [Find menu](#)

# Use Other Features

Using 'Other Features:' can help if you want items from a specific manufacturer, with particular dimensions, of a specific classification etc.

- 1 Select the feature you wish to filter upon.

**Other Features:**

MANUFACTURERS

+

MEDIA TYPES

+

CLASSIFICATIONS

+

DIMENSIONS

+

CONNECTION TYPES

+

AREAS OF INTERESTS

+

- 2 Type the feature into the search box and click on the feature.

**Other Features:**

MANUFACTURERS

−

Q Ben

×

○ Bender

○ Benedikt & Jager

○ Benning

○ Bently Nevada

○ Benton

○ Brian Bennett Electrical Eng

- 3 You can keep adding more features.

**Other Features:**

MANUFACTURERS

−

Q Bently

• Bently Nevada

MODEL TYPES

−

○ 3500/25

○ 3500/32

○ 3500/40

○ Series 3300

○ Series 3500

○ Series 7200

- 4 Click this button to reset.

Reset All Filters

- [Contents menu](#)
- [I want to buy menu](#)
- [Find menu](#)

# Use Search

Using the search box can help compliment your use of the products and features menus. It looks for an exact result, if this is unavailable it will look for close results.

- 1 You can find the Search Box on the Dashboard page.

Dashboard

SEARCH

GO

- 2 Enter a keyword or reference, e.g. part number, into the box and press 'GO'

SS-4R3A5

GO

X

- 3 The page will update to show the '**Product Summary**' for all the orders that match the search.

## Conventional Relief Valve

Equipment Class: Conventional Relief Valves

Manufacturer: Swagelok

Manufacturer P/N: SS-4R3A5

Dimensions: 1/4" x 1/4"

Product Type: Part

Condition: Unspecified

Materials: Stainless Steel A182-316

Quantity: 1

Unit of Measure: EA



More Technical Data:



Buy Stack

Sell Stack

9,999,999

9,999,999

9,999,999

View More...

Quick Buy

Quick Sell

- 4 Use an wildcard asterisk '\*' to widen the search.

SS-4R\*

GO

X

[Contents menu](#)


[I want to buy menu](#)

[Find menu](#)

# Combined

You can combine all approaches to increase the power of your search.

- 1** From **'Products'** select a category.

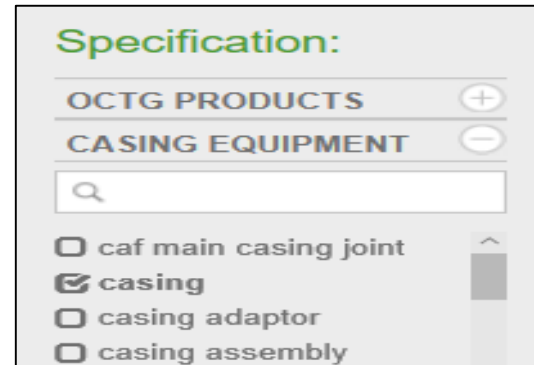


Motors

**Octg Products**

Pipe & Tube Fittings

- 2** From **'Specification:'** select an equipment class then component.



**Specification:**

OCTG PRODUCTS

CASING EQUIPMENT

caf main casing joint

☒ casing

casing adaptor

casing assembly

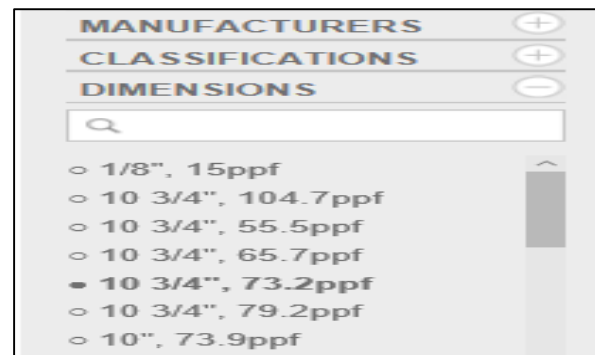
- 3** Enter an attribute into the search box.



10 3/4"

GO

- 4** Select the precise attribute from the **'Other Features:'** section.



MANUFACTURERS

CLASSIFICATIONS

DIMENSIONS

1/8", 15ppf

10 3/4", 104.7ppf

10 3/4", 55.5ppf

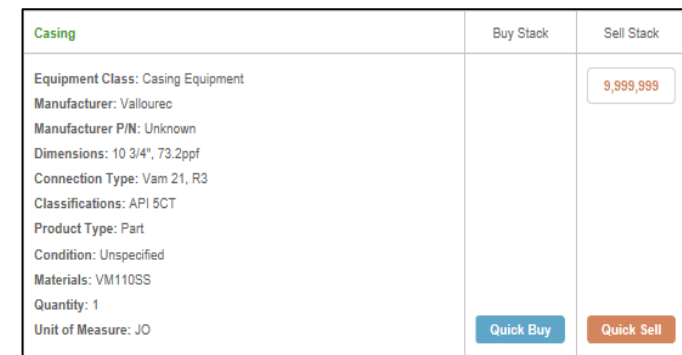
10 3/4", 65.7ppf

**10 3/4", 73.2ppf**

10 3/4", 79.2ppf

10", 73.9ppf

- 5** This will give a precise results list.



	Buy Stack	Sell Stack
<b>Casing</b>		9,999,999
Equipment Class: Casing Equipment		
Manufacturer: Vallourec		
Manufacturer P/N: Unknown		
Dimensions: 10 3/4", 73.2ppf		
Connection Type: Vam 21, R3		
Classifications: API 5CT		
Product Type: Part		
Condition: Unspecified		
Materials: VM110SS		
Quantity: 1		
Unit of Measure: JO		
	Quick Buy	Quick Sell

- [Contents menu](#)
- [I want to buy menu](#)
- [Find menu](#)



# Create Orders

Use this guide to help you create orders. Click on each image to learn more....

Use our **'Need A Hand?'** Feature to add an order to the market.



Use our mapping and bulk import process to add multiple orders to your account.

If you have found the item, use our **'Quick Buy'** feature to start negotiating.



Use our order template to add an order for us to review and add to your account.

- [Contents menu](#)
- [I want to buy menu](#)

# Need A Hand?

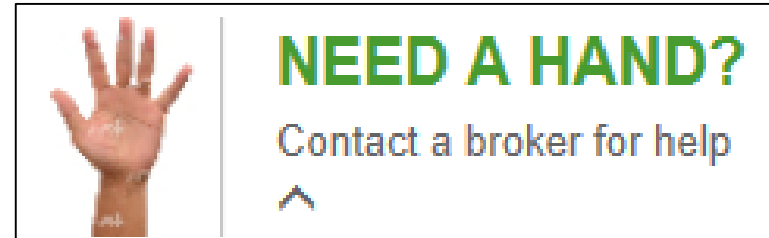
A quick way to add an order to buy an item is to let us do it for you.

- 1 Click on the 'Need A Hand?' button on the main Dashboard.

We can help you with finding items, listing items, market intelligence, additional third party services and training. Set out your requirements below and we will be in touch:

I am looking for a 16" Ball Valve. The body material is stainless steel 316L.

Send



- 2 Enter the details of the item you want to purchase and click on 'Send'.
- 3 We will raise a 'Buy Order' for you and let you know if there are any matching 'Sell Orders'.

- [Contents menu](#)
- [I want to buy menu](#)
- [Create orders menus](#)

# Bulk Import

If you have a large number of items to buy you can take advantage of our bulk import process.

- 1 Send the details to [brokerage@ampeliustrading.com](mailto:brokerage@ampeliustrading.com) and we will translate the information into our format and then import the orders into your account. We will also report any matching **'Sell Orders'** to you.



Send the details via email.

We will map to our database structure and classification.

We will then import the orders into your account.

- [Contents menu](#)
- [I want to buy menu](#)
- [Create orders menus](#)

# Quick Buy

Spotted something you want to buy? Don't just accept the sellers price! Be prepared to negotiate. We have made it quick and easy.

1 At the bottom of each price stack you will find this button

Quick Buy

2 Click the button and a pop up will appear.

Quick Buy

Differential Pressure Transmitter, Emerson (Rosemount) 3051CD

Set Live!

P/N: 3051CD3A02A1BH2Q4

Required Amount\*:



Price (cost per unit)\*:

1

More Information

Differential Pressure Transmitter	Buy Stack	Sell Stack
<div>Equipment Class: Differential Pressure Transmitters</div> <div>Manufacturer: Emerson (Rosemount)</div> <div>Manufacturer P/N: 3051CD3A02A1BH2Q4</div> <div>Model #: 3051CD</div> <div>Product Type: Part</div> <div>Condition: Good</div> <div>Quantity: 1</div> <div>Unit of Measure: EA</div>		<div>14,000</div>
<div></div> <div>More Technical Data:</div> <div></div>	<div>Quick Buy</div>	<div>Quick Sell</div>

4 Now you're trading!

Differential Pressure Transmitter	Buy Stack	Sell Stack
<div>Equipment Class: Differential Pressure Transmitters</div> <div>Manufacturer: Emerson (Rosemount)</div> <div>Manufacturer P/N: 3051CD3A02A1BH2Q4</div> <div>Model #: 3051CD</div> <div>Product Type: Part</div> <div>Condition: Good</div> <div>Quantity: 1</div> <div>Unit of Measure: EA</div>	<div>12,500</div>	<div>14,000</div>
<div></div> <div>More Technical Data:</div> <div></div>	<div>Quick Buy</div>	<div>Quick Sell</div>

3 Enter a price and click 'Set Live!' to put it into the market and start the negotiation.

Quick Buy

Differential Pressure Transmitter, Emerson (Rosemount) 3051CD

Set Live!

P/N: 3051CD3A02A1BH2Q4

Required Amount\*:

Price (cost per unit)\*:

1

12500

More Information

- [Contents menu](#)
- [I want to buy menu](#)
- [Create orders menus](#)



# Add order

You can add a new order using our template. This helps with classification and consistency of features.

- 1 Click on the menu icon and select **'Your Orders'**

All Orders

**Your Orders**

Company Orders

Matching Orders

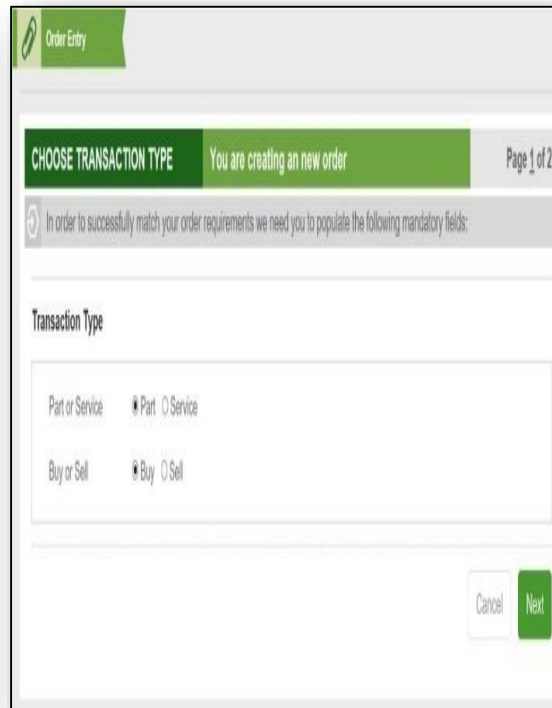
Transactions

Subscribers

Prohibited Companies

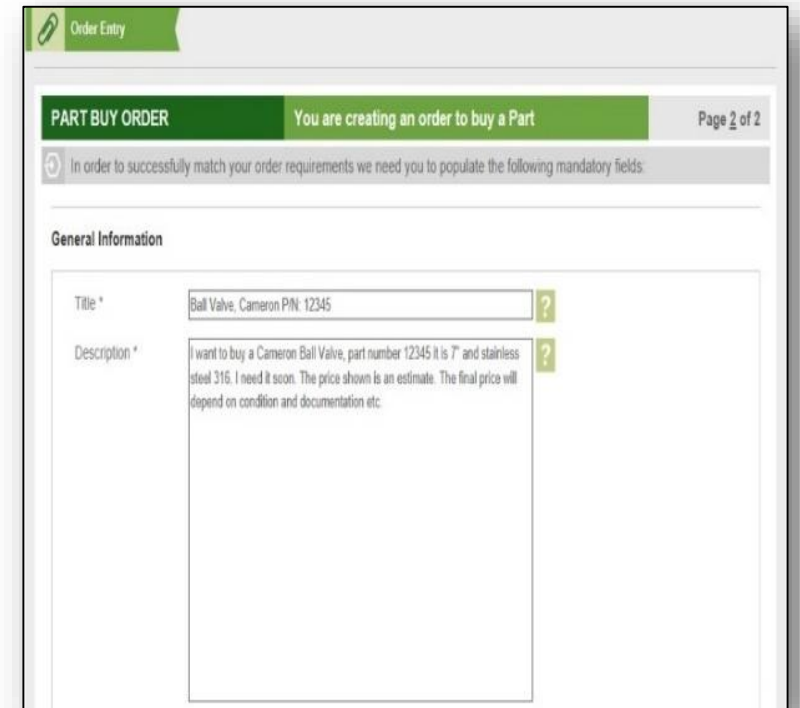
My Details

- 2 Click on the **'Add Order'** button and choose the type of order you want to add.



The screenshot shows the 'Order Entry' interface. At the top, there's a green header with 'Order Entry'. Below it, a green bar indicates 'CHOOSE TRANSACTION TYPE' and 'You are creating a new order'. A page indicator shows 'Page 1 of 2'. A message states: 'In order to successfully match your order requirements we need you to populate the following mandatory fields:'. Under 'Transaction Type', there are two rows of radio buttons: 'Part or Service' with 'Part' selected, and 'Buy or Sell' with 'Buy' selected. At the bottom right, there are 'Cancel' and 'Next' buttons.

- 3 Complete the template with as much information as you have.



The screenshot shows the 'Order Entry' interface at the 'PART BUY ORDER' step. The green header says 'PART BUY ORDER' and 'You are creating an order to buy a Part'. The page indicator shows 'Page 2 of 2'. A message states: 'In order to successfully match your order requirements we need you to populate the following mandatory fields:'. Under 'General Information', there are two text input fields: 'Title \*' with the value 'Ball Valve, Cameron PIN: 12345' and a green question mark icon, and 'Description \*' with the value 'I want to buy a Cameron Ball Valve, part number 12345 it is 7" and stainless steel 316. I need it soon. The price shown is an estimate. The final price will depend on condition and documentation etc.' and a green question mark icon.

- [Contents menu](#)
- [I want to buy menu](#)
- [Create orders menus](#)

# Add order/ cont.

We have provided some technical & brand attribute menus to help you complete the order.

**4** When the delivery timings are important you enter these in the '**Delivery Details**' section. The '**Order Filtering**' section does not have to be completed but will speed up our review process.

**5** You can add any Word or PDF documents to the order and indicate what aspect you require our support in addressing.

**6** To finish click on the '**Send For Review**' button to start our process, or if you want to come back to work on it later click on the '**Save**' button.

The screenshot shows two sections of a web form. The 'Delivery Details' section at the top has three input fields: 'Delivery Date' (9 January 2017), 'Window start' (9 January 2017), and 'Window end' (13 January 2017). Below it is the 'Order Filtering' section, which contains several dropdown menus: 'Areas of Interest' (USED PARTS), 'Business Functions' (OIL & GAS), 'Places of Business' (EUROPE), 'Category \*' (VALVES), 'Equipment Type \*' (BALL VALVES), 'Component Type \*' (BALL VALVE), 'Dimension' (1"), 'Classification' (CL1500), 'Manufacturer \*' (CAMERON (SCHLUMBERGER)), 'Model' (- Select -), and 'Media' (- Select -).

The screenshot shows two sections of a web form. The 'Files' section has a 'Supporting Documents' area with an 'Upload Documents' button, a progress bar, and a 'Sold as Seen Terms.pdf' file with a 'Delete' button. Below it is the 'Additional Services' section, which contains a checkbox question: 'Do you wish to consider ways to enhance your order through use of one of our partners?'. There are three checkboxes: 'Logistical support' (unchecked), 'Repair and refurbishment' (checked), and 'Quality assurance' (checked). At the bottom right are three buttons: 'Cancel', 'Save', and 'Send For Review'.

- [Contents menu](#)
- [I want to buy menu](#)
- [Create orders menus](#)

# Check

We aim to maximise the information available about an order, however we make it easy for you to put questions to the seller to support your checking and negotiating process.

**1** When you click on a price block in the stack you will access the '**Order Details**' page. Here you will find all the information about an order.


This area displays unique information such as delivery terms, location and specific supporting documentation.

**2** On the '**Order Details**' page we have a '**Buyer Queries**' section.

This allows you to send a message to the seller and review other queries and seller responses.

The seller receives an email when you enter a query and click on the '**Submit**' button. You receive an email alert when they respond.

### Conventional Relief Valve Complete



**Equipment Class:** Conventional Relief Valves  
**Manufacturer:** CROSBY  
**Manufacturer P/N:** 9511017A  
**Model #:** 900  
**Dimensions:** ID: 3/4" x OD: 1"  
**Classifications:** ID: CL600 x OD: CL300  
**Product Type:** Part  
**Condition:** Good  
**Materials:** SA216 WCB  
**Price Per Unit:** £99,999,999.00  
**Unit of Measure:** EA  
**Stock Available:** 1  
**Short Description:** Conventional Relief Valve, Crosby P/N: 9511017A  
[More Technical Data](#)

**Order ID:** 57286b2d22a0b  
**Owner's Reference:** YY02005583, 7200.

DELIVERY DETAILS

ADDITIONAL INFORMATION

**Description:**  
CROSBY VALVE, VALVE PSV, INLET 3/4" 600# RF OUTLET 1" 300# RF. CYLINDER MATERIAL : CS BASE & DISC INSERT MATERIAL : SS GUIDE MATERIAL : SS SPRING MATERIAL : 17-7PH SS  
**Areas Of Interest:** NEW PARTS  
**Places of Business:** UK  
**Has The Part Been In Service?** No  
**Commission Allocation:** Seller

DELIVERY DETAILS

ADDITIONAL INFORMATION

### Buyer Queries

Under Negotiation

**22/12/16 Buyer 01**  
I require the part to be delivery to the US by mid February at the latest, is this possible?

**22/12/16 Admin:**  
Yes. We can take care of the delivery arrangements and costs. The item is available for sale until the end of March.

✓ Owner responded

**22/12/16 Buyer 02**  
Is it available on an exchange basis? We have a new one on order but the lead time is 6 months.

**22/12/16 Admin:**  
We can do this on a used for new exchange basis. If you want to proceed start the transaction and add the exchange terms. Alternatively we have our own existing exchange terms.

**22/12/16 Admin:**  
We can get the item to most locations within a week.

✓ Owner responded [See All](#)

CLEAR

SUBMIT

- [Contents menu](#)
- [I want to buy menu](#)

# Match

It is important that the seller knows about your interest. Submitting a query is a great way to do that, but the best way is to **'Match'** your order with their order.

- 1 In **'Order Details'**, you can link your buy order with their sell order. We call this 'Matching'. Simply select the order to link in your account, from the **'Potential Matches'** dropdown, and click on the **'Select'** button.

POTENTIAL MATCHES ▼

585bdf0ab700e - Conventional Relief Valve, Crosby P/N: 9511017A Select

- 2 Whenever you need to check progress on queries or raise a new query simply click on the menu icon and select **'Matching Orders'**.

All Orders  
Your Orders  
Company Orders  
**Matching Orders**  
Transactions  
Subscribers  
Prohibited Companies  
My Details

- 3 Matched orders are displayed next to your own related order (highlighted in bold). Click the URL to take you straight to **'Order Details'**.

Matched Orders			
Search Orders <span>Go</span> <span>Clear</span>		Parts or Serv... ▼	
Buy Order	Sell Order	Status	Last Updated
► <b>585bdf0ab700e - Conventional Relief Valve, Crosby P/N: 9511017A</b>	585bc95b9f6fe - Conventional Relief Valve, Crosby P/N: 9511017A	Order Match	2016-12-22

- [Contents menu](#)
- [I want to buy menu](#)



# Trade

Our '**Product Summaries**' provide a shorthand guide to the item's technical and brand attributes. This is where trading over price takes place.

Product Summaries.

**Product Summaries**

**Areas of Interest**

Choose what type of orders to display.

Change your display currency.

**Currency**

**Market Intel**



Ask us for market intelligence around price, volume, trades, location etc.

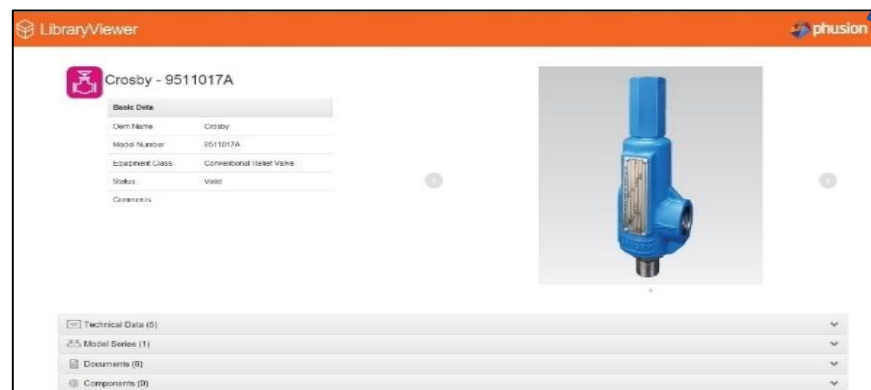
- [Contents menu](#)
- [I want to buy menu](#)

# Product Summaries

Product Summaries provide a shorthand guide to the item's technical and brand attributes. This is where negotiations take place.

- 1 Each individual buy and sell order is shown in a price stack with the best buy and sell orders at the top.

Conventional Relief Valve Complete		Buy Stack	Sell Stack
<b>Equipment Class:</b> Conventional Relief Valves <b>Manufacturer:</b> CROSBY <b>Manufacturer P/N:</b> 9511017A <b>Model #:</b> 900 <b>Dimensions:</b> ID: 3/4" x OD: 1" <b>Classifications:</b> ID: CL600 x OD: CL300 <b>Product Type:</b> Part <b>Condition:</b> Good <b>Materials:</b> SA216 WCB <b>Quantity:</b> 1 <b>Unit of Measure:</b> EA		4,535	5,250
	<b>More Technical Data:</b> 	2,750	5,500
		1,100	25,000
		<a href="#">Quick Buy</a>	<a href="#">Quick Sell</a>



- 2 In some 'Product Summaries' you will find a 'More Technical Data:' feature.

This gives you access to an engineering data archive containing more technical attributes, model data and associated documentation.

[Contents menu](#)

[I want to buy menu](#)



[Trade menu](#)

# Product Summaries / cont.

You can quickly recognise your orders or those of your colleagues in our Product Summaries.

**1** All of your orders have a red bold border.

**2** All of your colleagues' orders have a green bold border.

Conventional Relief Valve Complete		Buy Stack	Sell Stack
<b>Equipment Class:</b> Conventional Relief Valves		4,525	5,250
<b>Manufacturer:</b> CROSBY		4,500	25,000
<b>Manufacturer P/N:</b> 9511017A			
<b>Model #:</b> 900		4,400	99,999,999
<b>Dimensions:</b> ID: 3/4" x OD: 1"			
<b>Classifications:</b> ID: CL600 x OD: CL300			
<b>Product Type:</b> Part			
<b>Condition:</b> Good			
<b>Materials:</b> SA216 WCB			
<b>Quantity:</b> 1			
<b>Unit of Measure:</b> EA			
<b>More Technical Data:</b>			
		<b>Quick Buy</b>	<b>Quick Sell</b>

**3** You can choose to hide these orders by using these checkboxes.

☐ Hide Own Orders

☐ Hide Company Orders

- [Contents menu](#)
- [I want to buy menu](#)
- [Trade menu](#)

# Areas of Interest

Our platform contains part that are new, used, verified surplus and unverified surplus . We have made it easy for you to display only those items you are interested in buying.

- 1** After entering your search and/or navigation process you can choose to show only items that interest you using the '**Areas of Interest**' feature.

**Other Features:**

MANUFACTURERS

MEDIA TYPES

CLASSIFICATIONS

DIMENSIONS

CONNECTION TYPES

AREAS OF INTEREST

☐ Consultancy Services  
☐ Labour Services  
☐ New Parts  
☐ Quality Assurance Services  
☐ Specialist Labour Services  
☐ Surplus - Unverified For Sale  
☐ Surplus - Verified For Sale

- 2** You can select multiple areas of interest to show.

**AREAS OF INTEREST**

☐ Consultancy Services  
☐ Labour Services  
☒ New Parts  
☐ Quality Assurance Services  
☐ Specialist Labour Services  
☐ Surplus - Unverified For Sale  
☒ Surplus - Verified For Sale

- 3** You can reset this filter by clicking on this button.

- 4** You can also exclude those orders from companies you cannot trade with by selecting this checkbox.

☐ Hide Prohibited Orders

**Reset All Filters**

- [Contents menu](#)

- [I want to buy menu](#)

- [Trade menu](#)



# Change Currency

You can change the display currency. The system is automatically updated with European Central Bank exchange rates.

## 1 'Change Currency'

You can alter the display currency by clicking on this button.

Show prices in £

## 2 Select from Pounds, Euros or Dollars using the 'Show prices in' dropdown.

GBP

USD

EUR

## 3 The button will update to reflect the chosen currency.

Show prices in \$

Show prices in €

- [Contents menu](#)
- [I want to buy menu](#)
- [Trade menu](#)

# Market Intelligence

To encourage trading and transparency we provide our members with access to market intelligence.

- 1 Click on the **'Need A Hand?'** button on the main Dashboard.

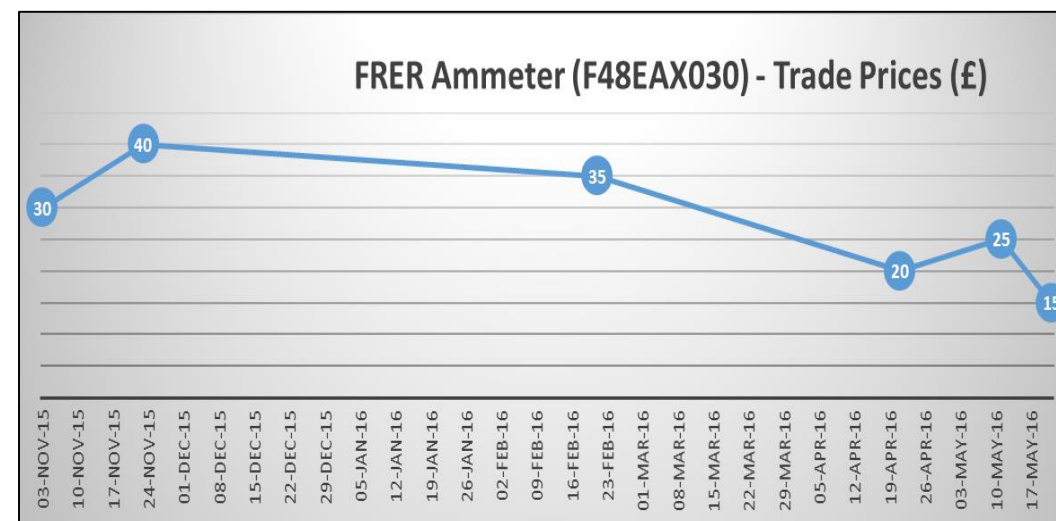
We can help you with finding items, listing items, market intelligence, additional third party services and training. Set out your requirements below and we will be in touch:

Can you send me a report detailing FRER Ammeter trades in the last six months the price spread of those currently available.

Send



- 3 We will send you a report detailing activity.



- 2 Enter the details of the area of activity you want to gain market intelligence about.

- [Contents menu](#)
- [I want to buy menu](#)
- [Trade menu](#)

# Transact

You can start a transaction at any time, however we recommend you check the details and spend some time negotiating a price before doing so.

**1** Click on a price block to open the '**Order Details**' page. The '**Start Transaction**' button appears on the top right.



Conventional Relief Valve Complete

Back To Listings

START TRANSACTION

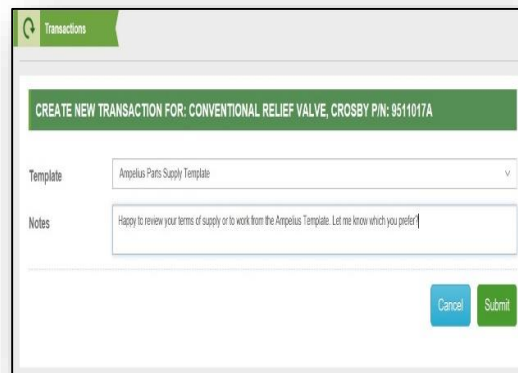
Equipment Class: Conventional Relief Valves  
Manufacturer: CROSBY  
Manufacturer P/N: 9511017A  
Model #: 900  
Dimensions: ID: 3/4" x OD: 1"  
Classifications: ID: CL600 x OD: CL300  
Product Type: Part  
Materials: SA216 WCB  
Price Per Unit: £5,250.00  
Unit of Measure: EA  
Stock Available: 1  
Short Description: Conventional Relief Valve, Crosby P/N: 9511017A  
More Technical Data

Order ID: 595bc95b9464

DELIVERY DETAILS

ADDITIONAL INFORMATION

**2** Click the button then choose one of our template contracts and/or send a message to the seller.



Transactions

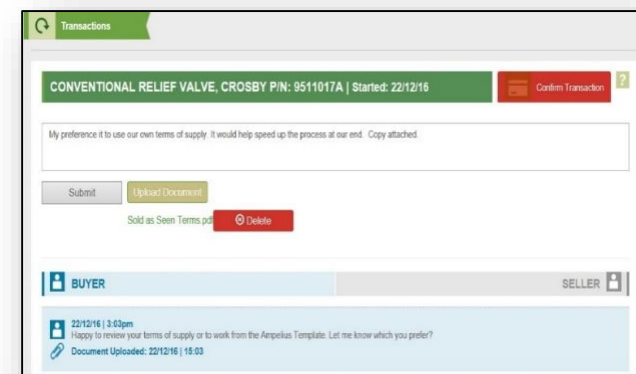
CREATE NEW TRANSACTION FOR: CONVENTIONAL RELIEF VALVE, CROSBY P/N: 9511017A

Template: Ampelius Parts Supply Template

Notes: Happy to review your terms of supply or to work from the Ampelius Template. Let me know which you prefer

Cancel Submit

**3** Now you can exchange documents, send messages to each other and track progress.



Transactions

CONVENTIONAL RELIEF VALVE, CROSBY P/N: 9511017A | Started: 22/12/16

Confirm Transaction

My preference is to use our own terms of supply. It would help speed up the process at our end. Copy attached.

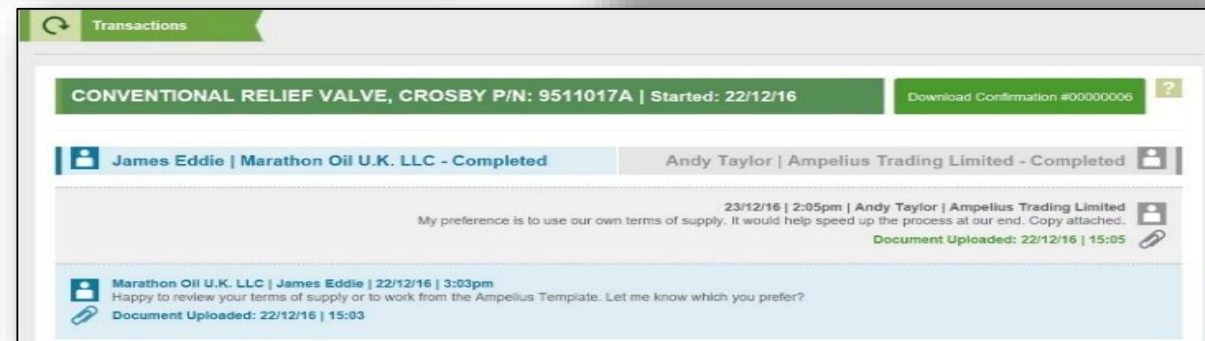
Submit Upload Document

Sold as Seen Terms of Supply Delete

BUYER SELLER

22/12/16 | 3:03pm  
Happy to review your terms of supply or to work from the Ampelius Template. Let me know which you prefer?  
Document Uploaded: 22/12/16 | 15:03

**4** When the contract is executed, click on the '**Confirm Transaction**' button and we will send you notice of any commission owed.



Transactions

CONVENTIONAL RELIEF VALVE, CROSBY P/N: 9511017A | Started: 22/12/16

Download Confirmation #00000006

James Eddie | Marathon Oil U.K. LLC - Completed Andy Taylor | Ampelius Trading Limited - Completed

23/12/16 | 2:05pm | Andy Taylor | Ampelius Trading Limited  
My preference is to use our own terms of supply. It would help speed up the process at our end. Copy attached.  
Document Uploaded: 22/12/16 | 15:05

Marathon Oil U.K. LLC | James Eddie | 22/12/16 | 3:03pm  
Happy to review your terms of supply or to work from the Ampelius Template. Let me know which you prefer?  
Document Uploaded: 22/12/16 | 15:03

- [Contents menu](#)
- [I want to buy menu](#)

# Transactions / cont.

You can monitor the progress of each transactions.

- 1 Click on the menu icon and select '**Transactions**'

All Orders

Your Orders

Company Orders

Matching Orders

**Transactions**

Subscribers

Prohibited Companies

My Details

- [Contents menu](#)
- [I want to buy menu](#)



- 2 In the transaction page you can use the search box and filter functions to find the transaction you wish to review or action.
- 3 To open the transaction click on the title URL.

57f239cdd849c - Control Valve, SEVERN UNIVAL P/N: MODEL 1412

A screenshot of the transaction details page. At the top, there's a green header bar with a circular arrow icon and the word "Transactions". Below this, a green bar contains the text "CONTROL VALVE, SEVERN UNIVAL P/N: MODEL 1412 | Started: 03/08/17". To the right of this bar is a red button labeled "Confirm Transaction" and a green question mark icon. Below the header, there's a white box with the text "Add Comment" and a "Submit" button. To the right of the "Submit" button is a green button labeled "Upload Document". Below this, there's a section for the transaction history. It starts with a blue bar labeled "BUYER" on the left and "SELLER" on the right. Below this, there are two entries. The first entry is dated "03/08/17 | 10:24am" and contains the text "Happy proceed with your terms or Ampelius template". The second entry is dated "03/08/17 | 10:23am" and contains the text "Document Uploaded: 03/08/17 | 10:23".



# Latest Activity

Each time you login you will see our 'Latest Activity' page. This is a quick summary of activity.











1 On the '**Latest Activity**' page we spotlight new items available and recent trading activity.



You can click on each activity to view more information.

Why not ask us to spotlight one of your own orders or provide a message we can share with the community.

2 A '**Spotlight Message**' appears at the bottom of the Latest Activity page.

- [Contents menu](#)
- [I want to buy menu](#)

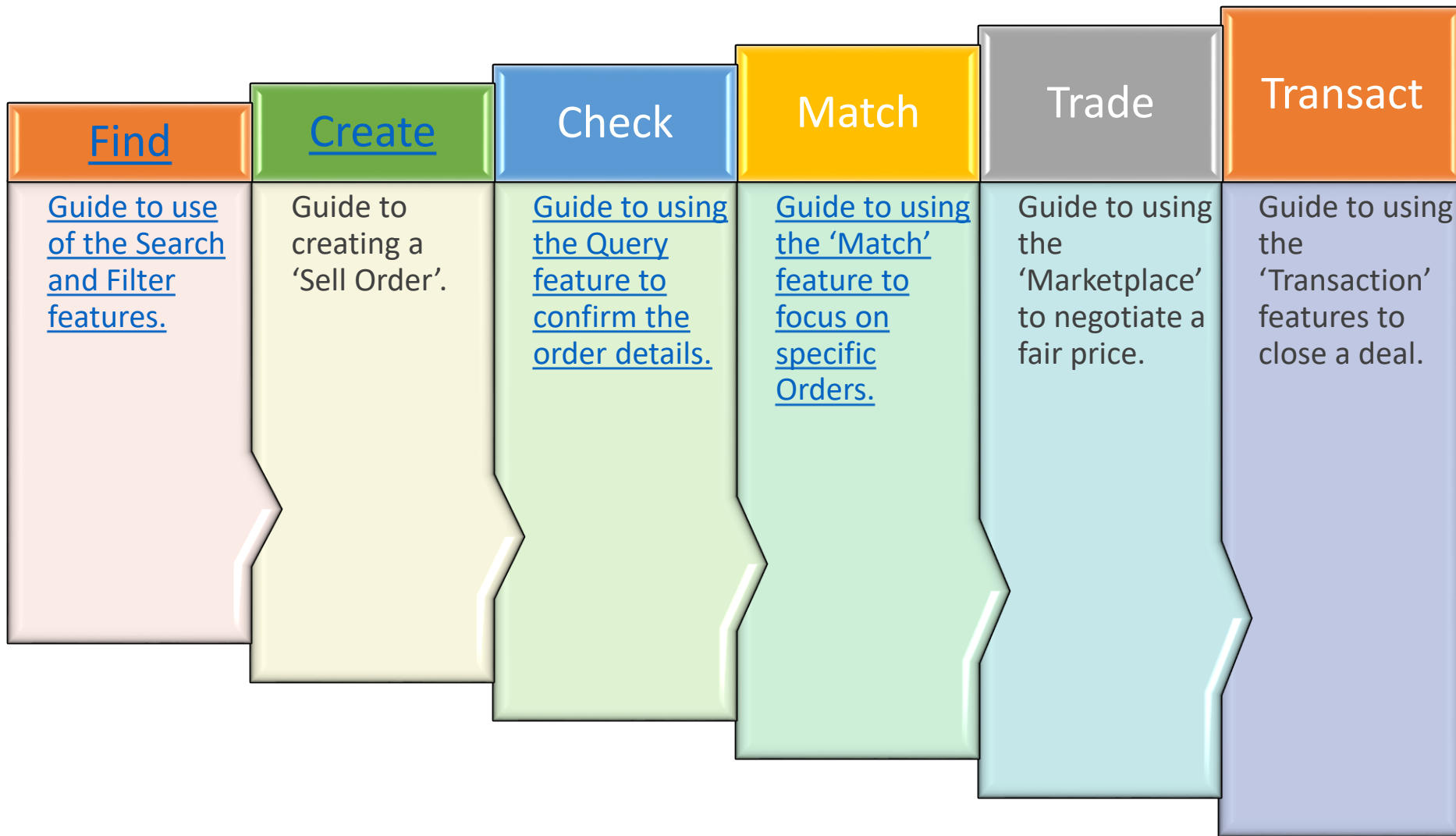
LATEST ACTIVITY:			
<b>Casing</b> Unbranded 4th May 2017 Sell: €8,787,345	 New Order	<b>Single-Seated Globe Control Valve</b> Kent Introl 10th Jun 2016 Sell: €28,844	 New Order
<b>Ball Valve</b> Hoke 9th Jun 2016 Sell: €477	 New Order	<b>Gauge Pressure Transmitter</b> Emerson (Rosemount) 4th May 2016 Sell: €626	 New Order
<b>Conventional Relief Valve</b> Swagelok 4th May 2016 Sell: €1,560	 New Order	<b>Differential Pressure Transmitter</b> Emerson (Rosemount) 4th May 2016 Sell: €714	 New Order
<b>Solenoid Valve Complete</b> Thompson Valves 4th May 2016 Sell: €5,119	 New Order	<b>Conventional Relief Valve</b> Hoke 4th May 2016 Sell: €2,444	 New Order
<b>Check Valve</b> Hoke 4th May 2016 Sell: €1,105	 New Order	<b>Balanced Relief Valve Using Piston</b> Pneu Hydro Industries 4th May 2016 Sell: €1,405	 New Order

<b>Multi-Input Temperature Transmitter</b> Yokogawa 14th Dec 2016 Sell: £99,999,999	 New Order	<b>Differential Pressure Transmitter</b> Yokogawa 3rd May 2016 Sell: £99,999,999	 New Order
--	--	---	--

We are putting the spotlight on a number of **Yokogawa** items recently added.  
Click '**Need a Hand?**' if you want to find out more.

# I want to sell

Use this guide to take you through our selling process. Click on a section below to learn more....



# Find

Use this guide to help you find items. Click on each image to learn more.

Let us search for you.



Use our classifications.



Filter on attributes.



Use our search box.



Combined all four approaches to maximise the chance of finding what you want.

- [Contents menu](#)
- [I want to sell menu](#)



# Need A Hand?

A quick way to find buyer interest is to let us do the hunting for you.

- 1 Click on the **'Need A Hand?'** button on the main Dashboard.

We can help you with finding items, listing items, market intelligence, additional third party services and training. Set out your requirements below and we will be in touch:

Can you send me a report on recent buyer interest in 16" ball valves. Can you also send me a list of current ball valve buy orders.

Send



- 2 Enter the details of the item you want information about then click **'Send'**.
- 3 We will prepare a report for you addressing your specific request.

- [Contents menu](#)
- [I want to sell menu](#)
- [Find menu](#)



# Use Navigator

Navigating through the product and specification menu choices can maximise the number of results.

1

## 'Product'

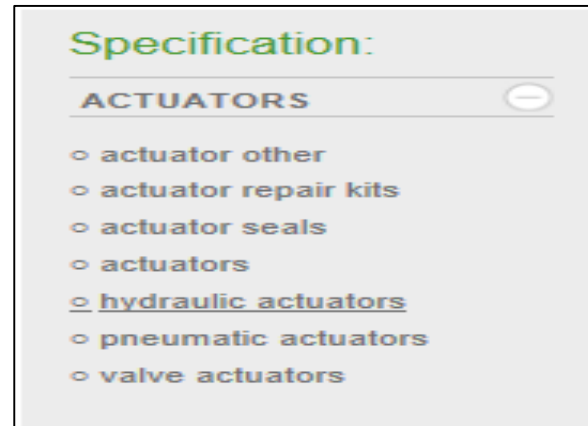
Start by selecting from the list of Products.



2

## 'Equipment Type?'

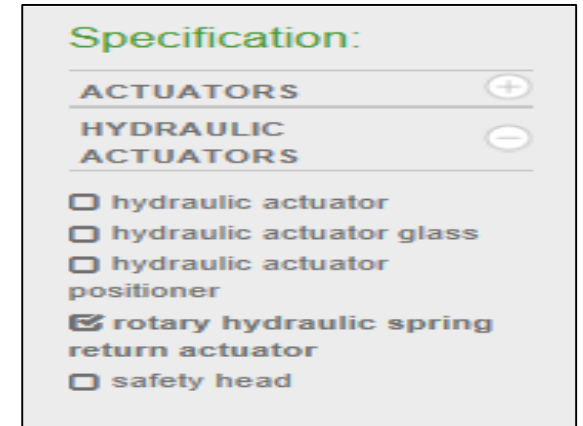
Then select the equipment type.



3

## 'Component'

Then select the component.



4

To go back a step just click on the green section in the grapevine.



- [Contents menu](#)
- [I want to sell menu](#)
- [Find menu](#)

# Use Other Features

Using 'Other Features:' menu can help if you only want items from a specific manufacturer, of a particular dimension, with a specific classification etc.

- 1 Select the feature you wish to filter upon.

**Other Features:**

MANUFACTURERS

+

MEDIA TYPES

+

CLASSIFICATIONS

+

DIMENSIONS

+

CONNECTION TYPES

+

AREAS OF INTERESTS

+

- 2 Type the feature into the search box and select the feature

**Other Features:**

MANUFACTURERS

−

Q Ben

×

○ Bender

○ Benedikt & Jager

○ Benning

○ Bently Nevada

○ Benton

○ Brian Bennett Electrical Eng

- 3 You can then add more features.

**Other Features:**

MANUFACTURERS

−

Q Bently

• Bently Nevada

MODEL TYPES

−

○ 3500/25

○ 3500/32

○ 3500/40

○ Series 3300

○ Series 3500

○ Series 7200

- 4 Click this button to reset.

Reset All Filters

- [Contents menu](#)
- [I want to sell menu](#)
- [Find menu](#)

# Use Search

Using the search box can help compliment your product and feature searches. It look for an exact result, if this is unavailable it will look for close results.

- 1 You can find the Search Box on the Dashboard page.
- 2 Enter a keyword or reference, e.g. part number, into the box and press 'GO'

Dashboard

SEARCH



GO

SS-4R3A5

GO

X

- 3 The page will update to show the '**Product Summary**' for all the orders that match the search.

Gauge Pressure Transmitter		Buy Stack	Sell Stack
<b>Equipment Class:</b> Gauge Pressure Transmitters		250	499
<b>Manufacturer:</b> Emerson (Rosemount)		220	
<b>Manufacturer P/N:</b> 3051S1TG4A2E11A1KB4D1K1Q4		100	
<b>Model #:</b> 3051STG			
<b>Dimensions:</b> -1 TO 276 BAR			
<b>Product Type:</b> Part			
<b>Condition:</b> Good			
<b>Materials:</b> Stainless Steel 316L			
<b>Quantity:</b> 1			
<b>Unit of Measure:</b> EA			
			
3051S In-Line Pressure Transmitter			
More Technical Data:			
			
		Quick Buy	Quick Sell

- 4 Use a wildcard asterisk '\*' to widen the search.

SS-4R\*

GO

X

[Contents menu](#)

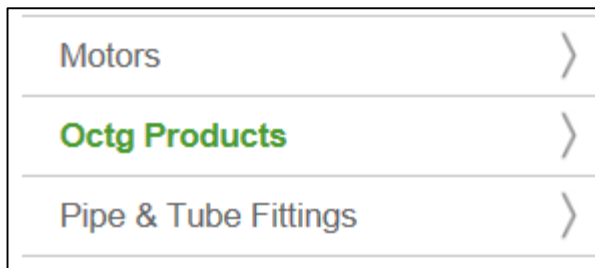
[I want to sell menu](#)

[Find menu](#)

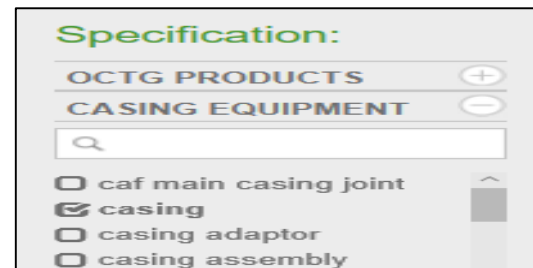
# Combined Approach

You can combine approaches to increase the power of your search.

- 1** From '**Products**' select a category.



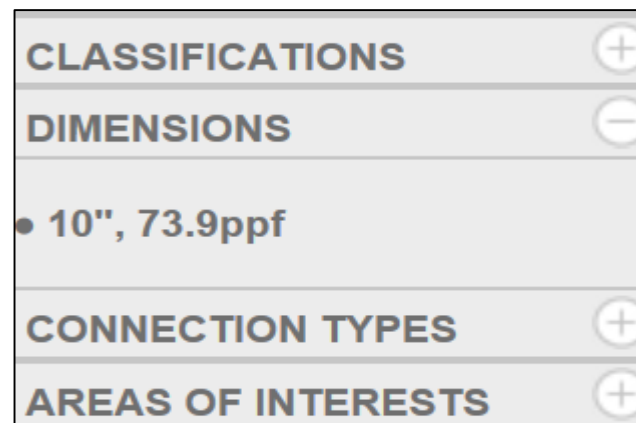
- 2** From '**Specification:**' select an equipment class then a component.



- 3** Enter an attribute into the search box.



- 4** Select the precise feature from the '**Other Features:**' section.



- 5** This gives a precise results list.

Casing	Buy Stack	Sell Stack
Equipment Class: Casing Equipment	1,051	
Manufacturer: Vallourec		
Manufacturer P/N: Unknown		
Dimensions: 10", 73.9ppf		
Connection Type: Vam 21, R3		
Classifications: 13CrL80 Type 1, BTC 4T, R3		
Product Type: Part		
Condition: Unspecified		
Materials: VM11013CRSS		
Quantity: 1		
Unit of Measure: JT	Quick Buy	Quick Sell

- [Contents menu](#)
- [I want to sell menu](#)
- [Find menu](#)



# Create Orders

Use this guide to help you create orders. Click on each image to learn more.

Use our '**Need A Hand?**' feature to add an order to the market.



Use our mapping and bulk import process to add multiple orders to your account.

If you have found the item, use our '**Quick Sell**' feature to start negotiating.



Use our template to add an order to your account.

- [Contents menu](#)
- [I want to sell menu](#)

# Need A Hand?

A quick way to add an order to sell an item is to let us do it for you.

- 1 Click on the 'Need A Hand?' button on the main Dashboard.

We can help you with finding items, listing items, market intelligence, additional third party services and training. Set out your requirements below and we will be in touch:

I have a pressure safety valve for sale. It is 4" x 6" Anderson Greenwood. Part number is 22312P46/S. It is in good conditions so I am looking for around £2000.

Send



- 2 Enter the details of the item you want to sell and click on Send.
- 3 We will raise a sell order for you and let you know if there are any matching buy orders.

- [Contents menu](#)
- [I want to sell menu](#)
- [Create Orders menu](#)

# Bulk Import

If you have a large number of items to sell you can use our bulk import process.

## 1 'Multiple Items to Sell'

If you have a list or items to sell you can send the details to [brokerage@ampeliustrading.com](mailto:brokerage@ampeliustrading.com) and we will create the orders for you, import them into your account and match them with any buy orders already on the site.



- [Contents menu](#)
- [I want to sell menu](#)
- [Create Orders menu](#)

Send the details via email.

We will map to our database structure.

Import into your account.

# Quick Sell

Don't just accept the buyer price! Be prepared to negotiate, we have made it quick and easy.

- 1 At the bottom of the 'Sell Stack' you will find this button.

Quick Sell

- 2 Click 'Quick Sell' and this pop up will appear.

**Quick Sell**

Differential Pressure Transmitter, Emerson (Rosemount) 3051CD  
P/N: 3051CD3A02A1BH2Q4 **Set Live!**

Stock Available\*:

Price (cost per unit)\*:

More Information

Differential Pressure Transmitter	Buy Stack	Sell Stack
Equipment Class: Differential Pressure Transmitters Manufacturer: Emerson (Rosemount) Manufacturer P/N: 3051CD3A02A1BH2Q4 Model #: 3051CD Product Type: Part Condition: Good Quantity: 1 Unit of Measure: EA		14,000
More Technical Data: 		<b>Quick Buy</b> <b>Quick Sell</b>

- 4 Now you're trading!

- 3 Enter a price and click 'Set Live!' to enter the market and start negotiating.

**Quick Sell**

Differential Pressure Transmitter, Emerson (Rosemount) 3051CD  
P/N: 3051CD3A02A1BH2Q4 **Set Live!**

Stock Available\*:

Price (cost per unit)\*:

More Information

Differential Pressure Transmitter	Buy Stack	Sell Stack
Equipment Class: Differential Pressure Transmitters Manufacturer: Emerson (Rosemount) Manufacturer P/N: 3051CD3A02A1BH2Q4 Model #: 3051CD Product Type: Part Condition: Good Quantity: 1 Unit of Measure: EA		13,500 14,000
More Technical Data: 		<b>Quick Buy</b> <b>Quick Sell</b>

- [Contents menu](#)
- [I want to sell menu](#)
- [Create Orders menu](#)



# Add order

You can add a new sell order using our templates.

**1** Click on the menu icon and select **'Your Orders'**

All Orders

**Your Orders**

Company Orders

Matching Orders

Transactions

Subscribers

Prohibited Companies

My Details

**2** Click on the **'Add Order'** button and choose the type of order.

Order Entry

**CHOOSE TRANSACTION TYPE** You are creating a new order Page 1 of 2

In order to successfully match your order requirements we need you to populate the following mandatory fields:

Transaction Type

Part or Service ☒ Part ☐ Service

Buy or Sell ☐ Buy ☒ Sell

Cancel Next

**3** Then complete the template.

Order Entry

**PART SELL ORDER** You are creating an order to sell a Part Page 2 of 2

In order to successfully match your order requirements we need you to populate the following mandatory fields:

General Information

Title \* Ball Valve, Cameron P/N: 12345 ?

Description \* I want to sell a Cameron Ball Valve, 16" with a Stainless Steel 316L body and trim. It is in good conditions, certification is attached. ?

- [Contents menu](#)
- [I want to sell menu](#)
- [Create Orders menu](#)

# Add order/ cont.

We have provided some technical & brand attribute menus to help you complete the order.

**4** The '**Order Filtering**' in the '**Order Entry Screen**' does not have to be completed but may speed up our review process.

All these entries can be amended at any time.

**5** You can add any Word or PDF documents to the order and indicate what aspect you require our support in addressing.

**6** To finish click on the '**Send For Review**' button to start the Ampelius process or if you want to come back to work on it later click on the '**Save**' button.

The screenshot shows the 'Order Filtering' section of the 'Order Entry Screen'. At the top, there are three date pickers: 'Delivery Date' (9 January 2017), 'Window start' (9 January 2017), and 'Window end' (13 January 2017). Below these, the 'Order Filtering' section contains several dropdown menus for selection:

- Areas of Interest: USED PARTS
- Business Functions: OIL & GAS
- Places of Business: EUROPE
- Category \*: VALVES
- Equipment Type \*: BALL VALVES
- Component Type \*: BALL VALVE
- Dimension: 2"
- Classification: CL1500
- Manufacturer \*: CAMERON (SCHLUMBERGER)
- Model: - Select -
- Media: - Select -

The screenshot shows the 'Files' and 'Additional Services' sections of the 'Order Entry Screen'. The 'Files' section has a 'Supporting Documents' area with an 'Upload Documents' button and a progress bar. Below the progress bar, there is a link 'Sold as Seen Terms.pdf' and a 'Delete' button. The 'Additional Services' section contains a checkbox question: 'Do you wish to consider ways to enhance your order through use of one of our partners?'. Below this, there are three checkboxes: 'Logistical support' (unchecked), 'Repair and refurbishment' (checked), and 'Quality assurance' (checked). At the bottom right, there are three buttons: 'Cancel', 'Save', and 'Send For Review'.

- [Contents menu](#)
- [I want to sell menu](#)
- [Create Orders menu](#)


# Check

We aim to maximise the information available about an order, however we make it easy for you to send questions to the buyer to support your due diligence and the negotiation process.

**1** Whenever you click on a price block in the stack you will access the '**Order Details**'. Here you will find the full order information guide. This area displays unique information such as delivery terms, location and specific supporting documentation.

**2** At the base of the '**Order Details**' you will still find our '**Seller Queries**' feature. This allows you to message the buyer directly or to review previous queries and comments. The order buyer will receive an email alert when you click on the 'Submit' button. Their response will also be emailed to you.

### Conventional Relief Valve Complete



**Equipment Class:** Conventional Relief Valves  
**Manufacturer:** CROSBY  
**Manufacturer P/N:** 9511017A  
**Model #:** 900  
**Dimensions:** ID: 3/4" x OD: 1"  
**Classifications:** ID: CL600 x OD: CL300  
**Product Type:** Part  
**Condition:** Good  
**Materials:** SA216 WCB  
**Price Per Unit:** £99,999,999.00  
**Unit of Measure:** EA  
**Stock Available:** 1  
**Short Description:** Conventional Relief Valve, Crosby P/N: 9511017A  
[More Technical Data](#)

**Order ID:** 57286b2d22a0b  
**Owner's Reference:** YY02005583, 7200,

DELIVERY DETAILS

ADDITIONAL INFORMATION


**Description:**  
CROSBY VALVE, VALVE PSV, INLET 3/4" 600# RF OUTLET 1" 300# RF. CYLINDER MATERIAL : CS BASE & DISC INSERT MATERIAL : SS GUIDE MATERIAL : SS SPRING MATERIAL : 17-7PH SS  
**Areas Of Interest:** NEW PARTS  
**Places of Business:** UK  
**Has The Part Been In Service?** No  
**Commission Allocation:** Seller

DELIVERY DETAILS


ADDITIONAL INFORMATION

### Seller Queries


Under Negotiation

 12/09/17 Admin 01

Can you confirm the delivery location.


 12/09/17 Buyer:

I have updated the delivery details of the order.




Owner responded


Comment

 12/09/17 Seller 02

Do you want to inspect the items?

 12/09/17 Buyer:

It depends on your location. If you are outside the UK I may arrange a local independent QA company to provide a visual inspection. This can be part of the supply terms, assuming we can reach an agreement on price.



Owner responded

Comment

- [Contents menu](#)
- [I want to sell menu](#)

# Match

It is important that the seller knows about your interest. Submitting a query is a great way to do that, but the best way is to formally match your order with their order.

- 1 In **'Order Details'**, you can link your sell order with their buy order. We call this 'Matching'. Simply select the order to link in your account, from the dropdown provided, and click on the **'Select'** button.

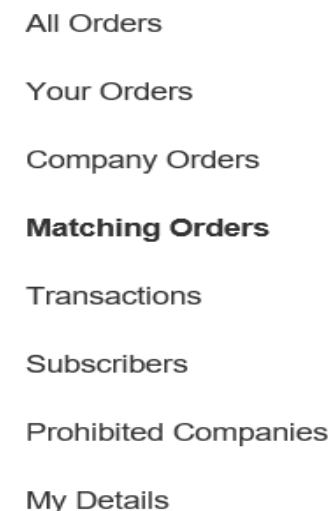


POTENTIAL MATCHES

585bdf0ab700e - Conventional Relief Valve, Crosby P/N: 9511017A

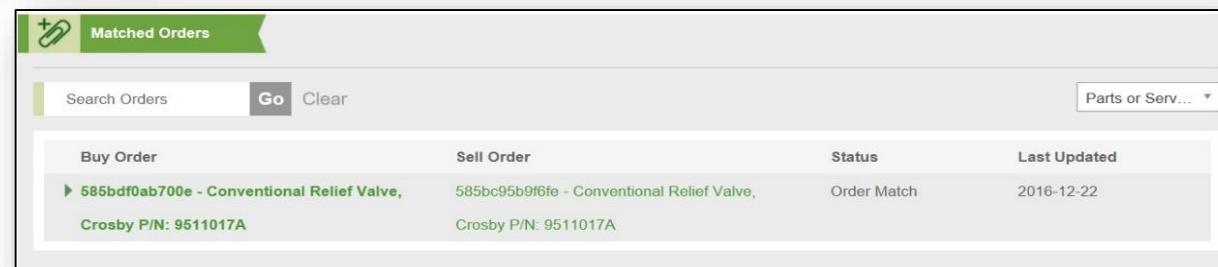
Select

- 2 Whenever you need to track progress on queries or raise a new query simply click on the menu icon and select **'Matching Orders'** from the dropdown list.



- All Orders
- Your Orders
- Company Orders
- Matching Orders**
- Transactions
- Subscribers
- Prohibited Companies
- My Details

- 3 Matched orders are displayed next to your order, with your order highlighted in bold.



Buy Order	Sell Order	Status	Last Updated
<b>585bdf0ab700e - Conventional Relief Valve, Crosby P/N: 9511017A</b>	585bc95b9f6fe - Conventional Relief Valve, Crosby P/N: 9511017A	Order Match	2016-12-22

- [Contents menu](#)
- [I want to sell menu](#)



# Trade

Product Summaries provide a shorthand guide to the item's technical and brand attributes. This is where negotiations take place.

Product  
Summaries

**Product  
Summaries**

**Areas of  
Interest**

Choose what type of  
orders to display.

Change your  
display  
currency

**Currency**

**Market  
Intel**



Ask us for market  
intelligence around  
price, volume,  
trades, location etc.

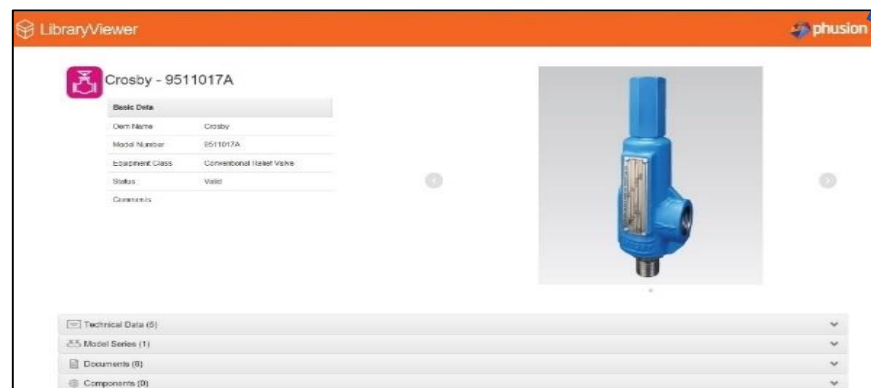
- [Contents menu](#)
- [I want to sell menu](#)

# Product Summaries

Product Summaries provide a shorthand guide to the item's technical and brand attributes. This is where negotiations take place.

- 1 Each individual buy and sell order is now shown in a price stack with the best buy and sell orders at the top.

Conventional Relief Valve Complete		Buy Stack	Sell Stack
<b>Equipment Class:</b> Conventional Relief Valves <b>Manufacturer:</b> CROSBY <b>Manufacturer P/N:</b> 9511017A <b>Model #:</b> 900 <b>Dimensions:</b> ID: 3/4" x OD: 1" <b>Classifications:</b> ID: CL600 x OD: CL300 <b>Product Type:</b> Part <b>Condition:</b> Good <b>Materials:</b> SA216 WCB <b>Quantity:</b> 1 <b>Unit of Measure:</b> EA		4,535	5,250
		2,750	5,500
		1,100	25,000
		<b>More Technical Data:</b> 	
		<a href="#">Quick Buy</a>	<a href="#">Quick Sell</a>





- 2 In some Product Summaries, you will find a 'More Technical Data:' feature. This gives you access to an engineering data archive.

- [Contents menu](#)
- [I want to sell menu](#)
- [Trade menu](#)

# Product Summary / continued

You can quickly recognise your orders or those of your colleagues in our Product Summary

- 1 Your orders have a red border.
- 2 Your colleagues orders have a green border.

Conventional Relief Valve Complete		Buy Stack	Sell Stack
<b>Equipment Class:</b> Conventional Relief Valves		4,525	5,250
<b>Manufacturer:</b> CROSBY		4,500	25,000
<b>Manufacturer P/N:</b> 9511017A		4,400	99,999,999
<b>Model #:</b> 900			
<b>Dimensions:</b> ID: 3/4" x OD: 1"			
<b>Classifications:</b> ID: CL600 x OD: CL300			
<b>Product Type:</b> Part			
<b>Condition:</b> Good			
<b>Materials:</b> SA216 WCB			
<b>Quantity:</b> 1			
<b>Unit of Measure:</b> EA			
<b>More Technical Data:</b>			
		<b>Quick Buy</b>	<b>Quick Sell</b>

- 3 You can choose to hide these orders by using these checkboxes.

☐ Hide Own Orders

☐ Hide Company Orders

- [Contents menu](#)
- [I want to sell menu](#)
- [Trade menu](#)



# Areas of Interest

Our platform contains part that are new, used, verified surplus and unverified surplus . We have made it easy for you to display only those areas of interest to you.

- 1** At the stage when you have entered your search and/or navigation process to reduce the number of results you can then choose to exclude items that do not interest you.

**Other Features:**

MANUFACTURERS	+
MEDIA TYPES	+
CLASSIFICATIONS	+
DIMENSIONS	+
CONNECTION TYPES	+
AREAS OF INTEREST:	-

☐ Consultancy Services  
☐ Labour Services  
☐ New Parts  
☐ Quality Assurance Services  
☐ Specialist Labour Services  
☐ Surplus - Unverified For Sale  
☐ Surplus - Verified For Sale

- 2** You can select multiple areas of interest to show.

**AREAS OF INTEREST** -

☐ Consultancy Services  
☐ Labour Services  
☒ New Parts  
☐ Quality Assurance Services  
☐ Specialist Labour Services  
☐ Surplus - Unverified For Sale  
☒ Surplus - Verified For Sale

- 4** You can also exclude those orders from companies you cannot trade with by checking this box.

☐ Hide Prohibited Orders

- 3** You can reset this filter by clicking on this button.

Reset All Filters

- [Contents menu](#)
- [I want to sell menu](#)
- [Trade menu](#)



# Change Currency

You can change the display currency. The system is automatically updated with European Central Bank exchange rates.

## 1 'Change Currency'

You can alter the display currency by clicking on this button.

Show prices in £

## 2 Select from pounds to Euros or Dollars using the 'Show prices in' dropdown.

GBP

USD

EUR

3 The button will update to reflect the chosen currency.

Show prices in \$

Show prices in €

- [Contents menu](#)
- [I want to sell menu](#)
- [Trade menu](#)

# Market Intelligence

To encourage trading and transparency we provide our members with a range of market intelligence.

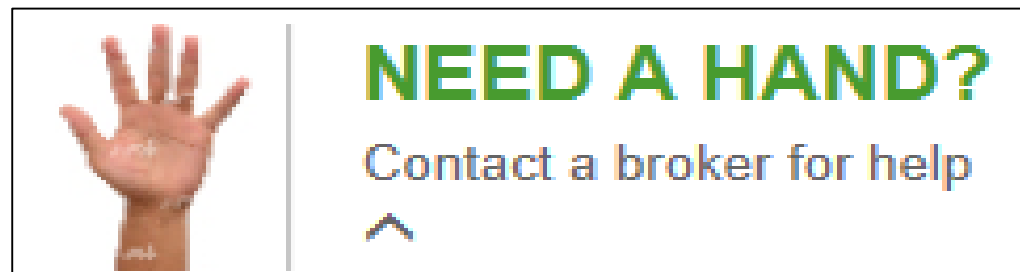
- 1 Click on the 'Need A Hand?' button on the main Dashboard.

We can help you with finding items, listing items, market intelligence, additional third party services and training. Set out your requirements below and we will be in touch:

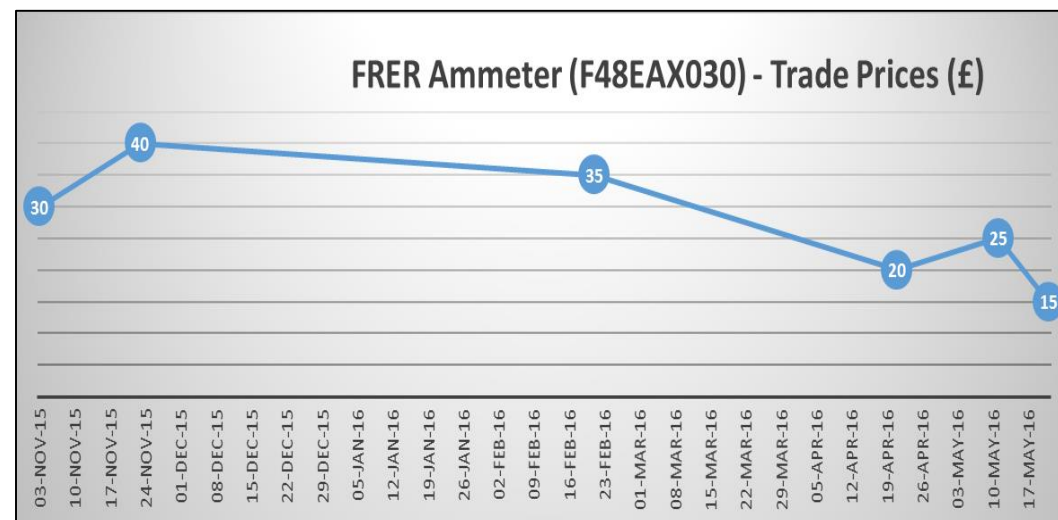
Can you send me a report detailing FRER Ammeter trades in the last six months the price spread of those currently available.

Send

- 2 Enter the details of the area of activity you want market intelligence on.



- 3 We will send you a report detailing activity.

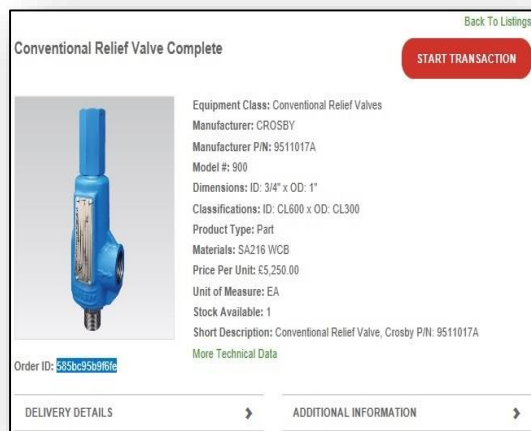


- [Contents menu](#)
- [I want to sell menu](#)
- [Trade menu](#)

# Transaction

You can start a transaction at any time, however we recommend you check the details and spend some time negotiating a price before doing so.

- 1 Click on the **'Start Transaction'** button in the **'Order Details Display'** of the order.



Conventional Relief Valve Complete

Back To Listings

START TRANSACTION

Equipment Class: Conventional Relief Valves  
Manufacturer: CROSBY  
Manufacturer P/N: 9511017A  
Model #: 900  
Dimensions: ID: 3/4" x OD: 1"  
Classifications: ID: CL600 x OD: CL300  
Product Type: Part  
Materials: SA216 WCB  
Price Per Unit: £5,250.00  
Unit of Measure: EA  
Stock Available: 1  
Short Description: Conventional Relief Valve, Crosby P/N: 9511017A  
More Technical Data

Order ID: 505bc95b9f6e

DELIVERY DETAILS

ADDITIONAL INFORMATION

- 2 Choose one of our template contracts and send a message to the seller.



Transactions

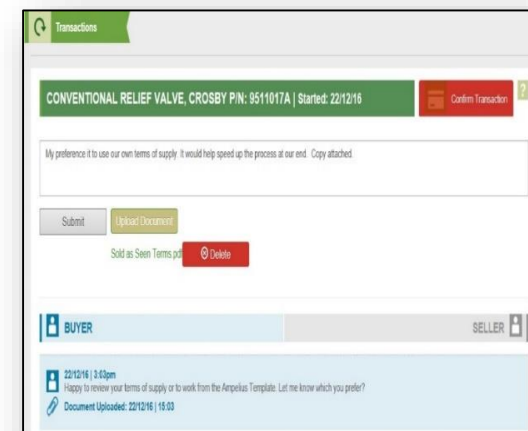
CREATE NEW TRANSACTION FOR: CONVENTIONAL RELIEF VALVE, CROSBY P/N: 9511017A

Template: Ampelius Parts Supply Template

Notes: Happy to review your terms of supply or to work from the Ampelius Template. Let me know which you prefer

Cancel Submit

- 3 Now you can exchange documents, check delivery details and amend contract details.



Transactions

CONVENTIONAL RELIEF VALVE, CROSBY P/N: 9511017A | Started: 22/12/16

Confirm Transaction

My preference is to use our own terms of supply. It would help speed up the process at our end. Copy attached.

Submit Upload Document

Sold as Seen Terms.pdf Delete

BUYER SELLER

22/12/16 | 3:03pm  
Happy to review your terms of supply or to work from the Ampelius Template. Let me know which you prefer?  
Document Uploaded: 22/12/16 | 15:03

- 4 When the contract is executed, click on the **'Confirm Transaction'** button and we will send you notice of any commission owed.



Transactions

CONVENTIONAL RELIEF VALVE, CROSBY P/N: 9511017A | Started: 22/12/16

Download Confirmation #00000006

James Eddie | Marathon Oil U.K. LLC - Completed Andy Taylor | Ampelius Trading Limited - Completed

23/12/16 | 2:05pm | Andy Taylor | Ampelius Trading Limited  
My preference is to use our own terms of supply. It would help speed up the process at our end. Copy attached.  
Document Uploaded: 22/12/16 | 15:05

Marathon Oil U.K. LLC | James Eddie | 22/12/16 | 3:03pm  
Happy to review your terms of supply or to work from the Ampelius Template. Let me know which you prefer?  
Document Uploaded: 22/12/16 | 15:03

- [Contents menu](#)
- [I want to sell menu](#)

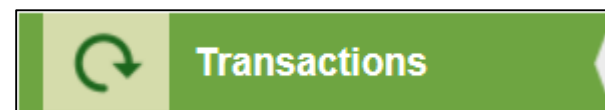
# Transactions / cont.

You can monitor each of the transactions you are involved in.

- 1 Click on the menu icon and select '**Transactions**'

All Orders  
Your Orders  
Company Orders  
Matching Orders  
**Transactions**  
Subscribers  
Prohibited Companies  
My Details

- [Contents menu](#)
- [I want to sell menu](#)



- 2 In the transaction page you can use the search box and filter functions to find the transaction you wish to check or progress.

- 3 To open the transaction click on the title URL.

57f239cdd849c - Control Valve, SEVERN UNIVAL P/N: MODEL 1412

A screenshot of the transaction details page. The header shows the transaction title 'CONTROL VALVE, SEVERN UNIVAL P/N: MODEL 1412' and the start date 'Started: 03/08/17'. Below the header is a 'Confirm Transaction' button. The main content area has a 'Add Comment' text box and 'Submit' and 'Upload Document' buttons. The bottom section is divided into 'BUYER' and 'SELLER' tabs. The 'BUYER' tab is active, showing a message from the buyer dated '03/08/17 | 10:24am' and a document upload record dated '03/08/17 | 10:23am'.